




5580 S. Nogales Highway • Tucson, AZ 85706 USA • www.myAirLife.com  
 (If detached, securely attach needle to syringe.)  
 (All syringes contain balanced Lithium/Zinc heparin)

**INSTRUCTIONS FOR USE**  
**ARTERIAL ASPIRATING SYRINGE AND MULTISAMPLER PRODUCTS**

This product is intended for use on the order of a physician as a single use disposable syringe to obtain arterial blood samples for in vitro diagnostic use only, for pH blood gas and selected whole blood electrolytes. Not for injection. Contents are sterile in unopened, undamaged package.

1. Remove luer tip cap and set aside for future use.
2. To ensure smooth operation while aspirating blood, cycle the plunger in the barrel once prior to use
3. Attach syringe to arterial line and aspirate a blood sample to the desired volume.
4. After obtaining the desired sample, remove syringe from the site and hold the syringe with the luer tip up.
5. Remove any air bubbles.
6. Firmly attach the luer tip cap to the syringe.
7. Roll syringe for 30 seconds to mix the sample, thoroughly mixing blood with the anticoagulant. Transport blood sample to the laboratory for analysis.



**EC REP**  
 MT Promedt Consulting GmbH  
 Ernst-Heckel-Straße 7  
 66386 St. Ingbert  
 Germany

**UK REP**  
 MT Promedt Consulting Ltd.  
 Beaver House, 23-38  
 Hythe Bridge Street  
 Oxford, OX1 2EP  
 United Kingdom

**CH REP**  
 MedEnvoy Switzerland  
 Gotthardstrasse 28  
 6302 Zug  
 Switzerland

**MedEnvoy**  
 NL-IM-00000248  
 Prinses Margrietplantsoen 33  
 Suite 123  
 2595 AM, The Hague  
 The Netherlands

Made in Mexico  
 75114, Rev. 4 2023/11

**UK REP**  
 MT Promedt Consulting Ltd.  
 Beaver House, 23-38  
 Hythe Bridge Street  
 Oxford, OX1 2EP  
 United Kingdom

**MedEnvoy UK Limited**  
 85, Great Portland Street – First Floor  
 London, W1W 7LT  
 United Kingdom

Patents 4,373,535; 4,448,206; 4,732,162; 4,897,083.  
 Other patents pending.




5580 S. Nogales Highway • Tucson, AZ 85706 USA • www.myAirLife.com  
 (If detached, securely attach needle to syringe.)  
 (All syringes contain balanced Lithium/Zinc heparin)

**INSTRUCTIONS FOR USE**  
**ARTERIAL ASPIRATING SYRINGE AND MULTISAMPLER PRODUCTS**

This product is intended for use on the order of a physician as a single use disposable syringe to obtain arterial blood samples for in vitro diagnostic use only, for pH blood gas and selected whole blood electrolytes. Not for injection. Contents are sterile in unopened, undamaged package.

1. Remove luer tip cap and set aside for future use.
2. To ensure smooth operation while aspirating blood, cycle the plunger in the barrel once prior to use
3. Attach syringe to arterial line and aspirate a blood sample to the desired volume.
4. After obtaining the desired sample, remove syringe from the site and hold the syringe with the luer tip up.
5. Remove any air bubbles.
6. Firmly attach the luer tip cap to the syringe.
7. Roll syringe for 30 seconds to mix the sample, thoroughly mixing blood with the anticoagulant. Transport blood sample to the laboratory for analysis.



**EC REP**  
 MT Promedt Consulting GmbH  
 Ernst-Heckel-Straße 7  
 66386 St. Ingbert  
 Germany

**UK REP**  
 MT Promedt Consulting Ltd.  
 Beaver House, 23-38  
 Hythe Bridge Street  
 Oxford, OX1 2EP  
 United Kingdom

**CH REP**  
 MedEnvoy Switzerland  
 Gotthardstrasse 28  
 6302 Zug  
 Switzerland

**MedEnvoy**  
 NL-IM-00000248  
 Prinses Margrietplantsoen 33  
 Suite 123  
 2595 AM, The Hague  
 The Netherlands

Made in Mexico  
 75114, Rev. 4 2023/11

**UK REP**  
 MT Promedt Consulting Ltd.  
 Beaver House, 23-38  
 Hythe Bridge Street  
 Oxford, OX1 2EP  
 United Kingdom

**MedEnvoy UK Limited**  
 85, Great Portland Street – First Floor  
 London, W1W 7LT  
 United Kingdom

Patents 4,373,535; 4,448,206; 4,732,162; 4,897,083.  
 Other patents pending.




5580 S. Nogales Highway • Tucson, AZ 85706 USA • www.myAirLife.com  
 (If detached, securely attach needle to syringe.)  
 (All syringes contain balanced Lithium/Zinc heparin)

**INSTRUCTIONS FOR USE**  
**ARTERIAL ASPIRATING SYRINGE AND MULTISAMPLER PRODUCTS**

This product is intended for use on the order of a physician as a single use disposable syringe to obtain arterial blood samples for in vitro diagnostic use only, for pH blood gas and selected whole blood electrolytes. Not for injection. Contents are sterile in unopened, undamaged package.

1. Remove luer tip cap and set aside for future use.
2. To ensure smooth operation while aspirating blood, cycle the plunger in the barrel once prior to use
3. Attach syringe to arterial line and aspirate a blood sample to the desired volume.
4. After obtaining the desired sample, remove syringe from the site and hold the syringe with the luer tip up.
5. Remove any air bubbles.
6. Firmly attach the luer tip cap to the syringe.
7. Roll syringe for 30 seconds to mix the sample, thoroughly mixing blood with the anticoagulant. Transport blood sample to the laboratory for analysis.



**EC REP**  
 MT Promedt Consulting GmbH  
 Ernst-Heckel-Straße 7  
 66386 St. Ingbert  
 Germany

**UK REP**  
 MT Promedt Consulting Ltd.  
 Beaver House, 23-38  
 Hythe Bridge Street  
 Oxford, OX1 2EP  
 United Kingdom

**CH REP**  
 MedEnvoy Switzerland  
 Gotthardstrasse 28  
 6302 Zug  
 Switzerland

**MedEnvoy**  
 NL-IM-00000248  
 Prinses Margrietplantsoen 33  
 Suite 123  
 2595 AM, The Hague  
 The Netherlands

**UK REP**  
 MT Promedt Consulting Ltd.  
 Beaver House, 23-38  
 Hythe Bridge Street  
 Oxford, OX1 2EP  
 United Kingdom

**MedEnvoy UK Limited**  
 85, Great Portland Street – First Floor  
 London, W1W 7LT  
 United Kingdom

Patents 4,373,535; 4,448,206; 4,732,162; 4,897,083.  
 Other patents pending.




5580 S. Nogales Highway • Tucson, AZ 85706 USA • www.myAirLife.com  
 (If detached, securely attach needle to syringe.)  
 (All syringes contain balanced Lithium/Zinc heparin)

**INSTRUCTIONS FOR USE**  
**ARTERIAL ASPIRATING SYRINGE AND MULTISAMPLER PRODUCTS**

This product is intended for use on the order of a physician as a single use disposable syringe to obtain arterial blood samples for in vitro diagnostic use only, for pH blood gas and selected whole blood electrolytes. Not for injection. Contents are sterile in unopened, undamaged package.

1. Remove luer tip cap and set aside for future use.
2. To ensure smooth operation while aspirating blood, cycle the plunger in the barrel once prior to use
3. Attach syringe to arterial line and aspirate a blood sample to the desired volume.
4. After obtaining the desired sample, remove syringe from the site and hold the syringe with the luer tip up.
5. Remove any air bubbles.
6. Firmly attach the luer tip cap to the syringe.
7. Roll syringe for 30 seconds to mix the sample, thoroughly mixing blood with the anticoagulant. Transport blood sample to the laboratory for analysis.



**EC REP**  
 MT Promedt Consulting GmbH  
 Ernst-Heckel-Straße 7  
 66386 St. Ingbert  
 Germany

**UK REP**  
 MT Promedt Consulting Ltd.  
 Beaver House, 23-38  
 Hythe Bridge Street  
 Oxford, OX1 2EP  
 United Kingdom

**CH REP**  
 MedEnvoy Switzerland  
 Gotthardstrasse 28  
 6302 Zug  
 Switzerland

**MedEnvoy**  
 NL-IM-00000248  
 Prinses Margrietplantsoen 33  
 Suite 123  
 2595 AM, The Hague  
 The Netherlands

**UK REP**  
 MT Promedt Consulting Ltd.  
 Beaver House, 23-38  
 Hythe Bridge Street  
 Oxford, OX1 2EP  
 United Kingdom

**MedEnvoy UK Limited**  
 85, Great Portland Street – First Floor  
 London, W1W 7LT  
 United Kingdom

Patents 4,373,535; 4,448,206; 4,732,162; 4,897,083.  
 Other patents pending.

