

REF 0397

VixOne™ Reusable Nebulizer

Kit Contains: 1- Reusable VixOne™ Super Spike™ Mask,
7' Tubing, Pedi-Neb™, 1 - Nebulizer Compressor (Made in China)

UNITS - 1
Rx Only



Not Made
With Natural
Rubber Latex



Not Made
With DEHP



CAUTION:
Do not over tighten: Stripping of the locking mechanism may occur.

SUGGESTED PROCEDURE:

1. These products are intended for use in delivering aerosol medications.
2. All products are to be used in accordance with the applicable prescription.
3. The VixOne is packaged preassembled. Medication may be added directly through the opening in the top of the Nebulizer (see reverse side for assembly).
4. If preferred, the Nebulizer components may be separated to facilitate the addition of medication. To open the Nebulizer, grip the Top, rotate the Bowl slightly until the Top is released, and pull to separate.
5. Add medication to the Nebulizer Bowl.
6. Reassemble the Nebulizer as follows: Align the Nebulizer Top with the Bowl, press the components together firmly, and then rotate the Bowl until it locks in place. Confirm that the Top and Bowl are completely engaged to ensure optimum performance.
7. Configure Nebulizer for application by attaching prescribed auxiliary components.
8. Only the VixOne nebulizer is top shelf dishwasher safe.
9. See reverse side for cleaning instructions.

Westmed

5580 S. Nogales Highway
Tucson, Arizona 85706 USA
Phone: 800-975-7987
Fax: 520-294-6061
www.westmedinc.com



MT Promed Consulting GmbH
Altenhofstr. 80
66386 St. Ingbert, Germany

ASSEMBLED IN MEXICO
LABEL PN 75500, Rev. 01

LOT

Assembly Illustration

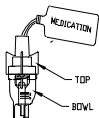


FIGURE 1

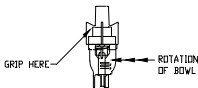


FIGURE 2

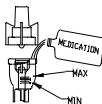


FIGURE 3

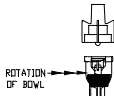


FIGURE 4



FIGURE 5

Cleaning Instructions:

The VixOne™ Nebulizer must be disassembled and cleaned periodically in order to operate correctly. Westmed recommends disassembly and cleaning of all nebulizer components at the end of each treatment.

1. Wash and dry your hands.
2. Disassemble the Nebulizer .
3. **Acute Care Setting:** Rinse all nebulizer component parts per acute care setting cleaning protocol.
4. **Home Care Setting:** Rinse or wash all nebulizer component parts in warm soapy water. Rinse and allow to dry thoroughly.
5. Reassemble and store for next use.



CAUTION:

Do Not Use Vinegar. Do not boil or microwave as high temperatures may melt some of the plastics parts.