

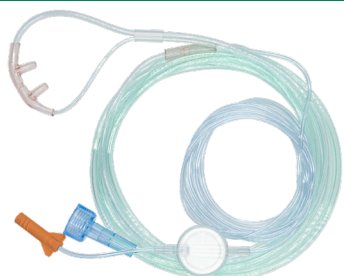
# CAPNOGRAPHY ETCO<sub>2</sub> PRODUCT SELECTION GUIDE


## SALTERSTAT™ REFLECTIVE SERIES

### NON-INTUBATED PATIENT, SHORT-TERM USE DURATION

Key Applications: Procedural sedation, Lower GI procedures, OR, MAC, EMS, ED


ORAL-NASAL SAMPLING	ITEM	SIZE	O <sub>2</sub> LENGTH	CO <sub>2</sub> LENGTH	SOFT TUBING	PK
	4MSF1-7-6-25	Adult	7' (2.1 m)	6' (1.8 m)	—	25
	4MSF1-7-6-100	Adult	7' (2.1 m)	6' (1.8 m)	—	100
	4MSF1-7-13-25	Adult	7' (2.1 m)	13' (4.0 m)	—	25
	4MSF1-7-13-100	Adult	7' (2.1 m)	13' (4.0 m)	—	100
	4MSF1-0-6-25	Adult	2 in (5.1c m)	6' (1.8 m)	—	25
	4MSF1-0-6-100	Adult	2 in (5.1c m)	6' (1.8 m)	—	100
	4MSF1-0-13-25	Adult	2 in (5.1c m)	13' (4.0 m)	—	25
	4MSF2-PED-7-6-25	Pediatric	7' (2.1 m)	6' (1.8 m)	—	25
	4MSF1SOFT-7-6-25	Adult	7' (2.1 m)'	6' (1.8 m)'	Yes	25
	4MSF1SOFT-7-13-25	Adult	7' (2.1 m)	13' (4.0 m)	Yes	25
	4MSF2SOFT-PED-7-6-25	Pediatric	7' (2.1 m)	6' (1.8 m)	Yes	25

NASAL SAMPLING, WITH O <sub>2</sub> DELIVERY	ITEM	SIZE	O <sub>2</sub> LENGTH	CO <sub>2</sub> LENGTH	SOFT TUBING	PK
	4MSF3-7-6-25	Adult	7' (2.1 m)	6' (1.8 m)	—	25
	4MSF3-7-6-100	Adult	7' (2.1 m)	6' (1.8 m)	—	100
	4MSF3-7-13-25	Adult	7' (2.1 m)	13' (4.0 m)	—	25
	4MSF3-7-13-100	Adult	7' (2.1 m)	13' (4.0 m)	—	100
	4MSF3-PED-7-6-25	Pediatric	7' (2.1 m)	6' (1.8 m)	—	25
	4MSF3SOFT-7-6-25	Adult	7' (2.1 m)	6' (1.8 m)'	Yes	25
	4MSF3SOFT-7-13-25	Adult	7' (2.1 m)	13' (4.0 m)	Yes	25


NASAL SAMPLING ONLY	ITEM	SIZE	CO <sub>2</sub> LENGTH	PK
	4MSF3-6-25	Adult	6' (1.8 m)	25
	4MSF3-INF-6-25	Infant	6' (1.8 m)	25

### INTUBATED PATIENT, SHORT-TERM USE DURATION

Key Applications: Critical Care, Humidified Environments


SAMPLING LINE WITH 15 mm ETT ADAPTER	ITEM	CO <sub>2</sub> LENGTH	PK
	4MSF5-6-25	6' (1.8 m)	25
	4MSF5-6-100	6' (1.8 m)	100
	4MSF5-13-25	13' (4.0 m)	25


## INTUBATED PATIENT, SHORT-TERM USE DURATION CONTINUED


SAMPLING LINE	ITEM	CO <sub>2</sub> LENGTH	PK
	4MSF8-6-25	6' (1.8 m)	25
	4MSF8-13-25	13' (4.0 m)	25

## NON-INTUBATED PATIENT, EXTENDED USE DURATION

Key Applications: Med Surg, Critical Care, Sleep Lab; includes Nafion tubing for long term use


ORAL-NASAL SAMPLING	ITEM	SIZE	O <sub>2</sub> LENGTH	CO <sub>2</sub> LENGTH	SOFT TUBING	PK
	4MSF1-L-7-6-25	Adult	7' (2.1 m)	6' (1.8 m)	—	25
	4MSF1-L-7-6-100	Adult	7' (2.1 m)	6' (1.8 m)	—	100
	4MSF1-L-7-13-25	Adult	7' (2.1 m)	13' (4.0 m)	—	25
	4MSF2-L-PED-7-6-25	Pediatric	7' (2.1 m)	6' (1.8 m)	—	25
	4MSF2-L-PED-7-13-25	Pediatric	7' (2.1 m)	13' (4.0 m)	—	25
	4MSF1SOFT-L-7-6-25	Adult	7' (2.1 m)	6' (1.8 m)	Yes	25
	4MSF2SOFT-L-PED-7-6-25	Pediatric	7' (2.1 m)	6' (1.8 m)	Yes	25

NASAL SAMPLING, WITH O <sub>2</sub> DELIVERY	ITEM	SIZE	O <sub>2</sub> LENGTH	CO <sub>2</sub> LENGTH	SOFT TUBING	PK
	4MSF3SOFT-L-7-6-25	Adult	7' (2.1 m)	6' (1.8 m)	Yes	25

NASAL SAMPLING ONLY	ITEM	SIZE	CO <sub>2</sub> LENGTH	PK
	4MSF3-L-6-25	Adult	6' (1.8 m)	25

## INTUBATED PATIENT, EXTENDED USE DURATION

Key Applications: Critical Care, High Humidified Environments; includes Nafion tubing

SAMPLING LINE WITH 15 mm ETT ADAPTER	ITEM	CO <sub>2</sub> LENGTH	PK
	4MSF5-L-6-25	6' (1.8 m)	25
	4MSF5-L-6-100	6' (1.8 m)	100
	4MSF5-L-13-25	13' (4.0 m)	25

SAMPLING LINE WITHOUT ADAPTER	ITEM	CO <sub>2</sub> LENGTH	PK
	4MSF8-L-6-25	6' (1.8 m)	25