

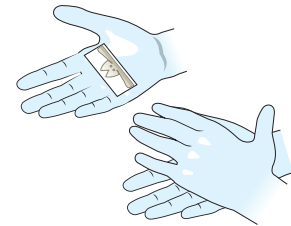
# CPAP CANNULAIDE® SECUREMENT DEVICE

ITEM	WEIGHT	SIZE
CA100	< 700 g	0
CA101	700g - 1250 g	1
CA102	1251g - 2000 g	2
CA103	2001g to 3000 g	3
CA104	> 3000 g	4

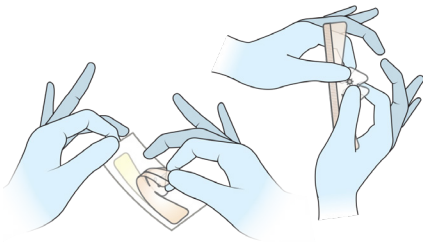
**1** Select the appropriate CPAP Cannulaide® the device size according to infant's weight.



**2** Before application, clean the infant's nose with sterile water and dry completely.




**3** To improve adhesion, warm the CPAP Cannulaide device between your hands or under bed warmer.



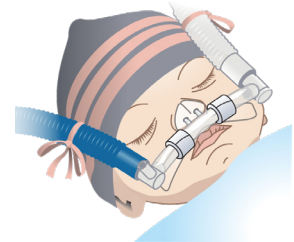
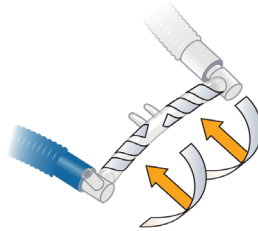
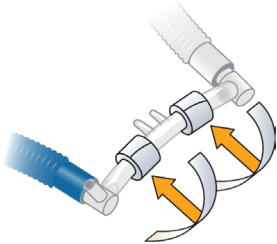
**4** Gently peel the CPAP Cannulaide device from the backing. Gently stretch the CPAP Cannulaide nare holes.



**5** Hold the CPAP Cannulaide device by the ends of the mustache strip, and align the nasal openings on the nose petals with infant's nares.



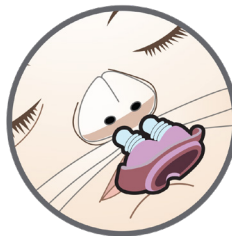
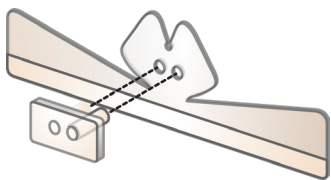
**6** Apply the mustache strip above the upper lip with adhesive side down. Fold the petals up and around the nose. Gently press down and smooth out the petals over nose and septum.



## 7A ACROSS-THE-FACE CPAP INTERFACE

Wrap the sticky loop tape around each side of the CPAP cannula barrel. Insert prongs through the CPAP Cannulaide nasal openings.

Attach the CPAP cannula to the hook strip on the mustache and secure the CPAP interface to headpiece. Ensure there is a small space between the septum and the cannula.



## 7B OVER-THE-HEAD CPAP INTERFACE

Insert the nasal prongs through the nasal opening either before or after application of the CPAP Cannulaide.

Attach CPAP interface to nasal prongs and secure to headpiece. Ensure the nasal interface is not pressed against the septum.

## MONITORING AND ROUTINE CARE

- Connect to the CPAP delivery device and ensure prescribed pressure is being delivered.
- Inspect for proper placement of the CPAP Cannulaide securement device and skin integrity at least every 2 hours.

- Routinely inspect the insides of the nares and provide gentle suction as needed to remove moisture and secretions.
- Replace the CPAP Cannulaide device at least once every 24 hours or more frequently if needed.
- Follow your facility's protocol for management and monitoring of CPAP therapy.